

SUMMARY PROFILE

This Summary Profile provides highlights about your parish from the 2021 National Church Life Survey

Chatswood Parish Catholic Church

Full Profile

Coming soon: Your full Church Life Profile will contain comprehensive results with comparisons to other benchmarks

The People of this Church:

Most value:



67% Celebrating the Eucharist/
receiving Holy Communion



33% Traditional style of worship
or music



31% Sermons and homilies



24% Wider community care or
social justice emphasis



37% Building a strong sense of
community



32% Spiritual growth (e.g.
direction)



32% Liturgies that are nurturing to
people's faith



23% Encouraging parishioners
here to discover/use their
gifts here

Note: Attenders could select up to three options so percentages may not add up to 100%.

Inside

People of This Church	2	How People Relate to Each Other	6
Church Attendance and Background	3	How People Relate to the Wider Community	7
What People Value and Prioritise	4	Vision, Innovation & Leadership Culture	8
How People Relate to God	5		

You in 2022: TA2260, 439 forms, 62 child forms
Generated: May 2022

If there are fewer than 10 responses then no results will be displayed to fulfill a commitment of confidentiality.



People of This Church

This Summary Profile contains a snapshot of your church's unique results from the 2021 National Church Life Survey. This profile is based on 439 responses from attenders aged 15+ and 62 responses from children aged 8 - 14 years.

Supporting resources available at 2021ncls.org.au may also help you you make best use of your results, to strengthen the vitality of your church, grow an owned vision and plan for the future.



Demographic profile

Gender



62% are female

38% are male

Note: The percent for those who chose 'other' will be included in denominational and national reports. Figures have been rounded to 100%.

Marital Status

55% are currently married

Ethnicity

31% are born in Australia

69% are born overseas

54% speak a language other than English at home

Employment

38% are employed full-time (30 hours plus)

31% are retired

Education

70% have a university degree

18% have a trade certificate or secondary school education



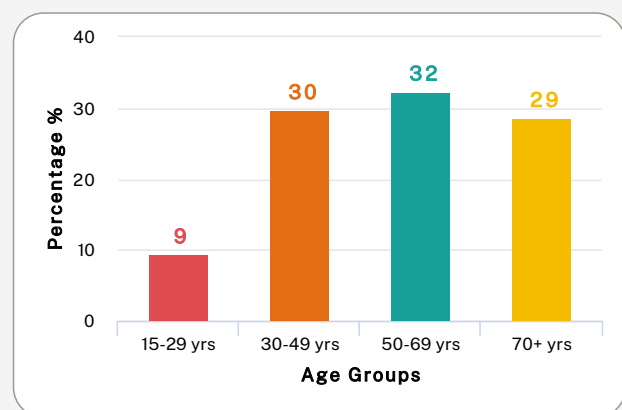
Age and intergenerational ministry

55 yrs is the average age of attenders over 15

54% are satisfied with what is offered for children aged under 12 years

45% are satisfied with what is offered for youth aged 12 to 18

72% agree that people of all ages are encouraged to get involved at this local church



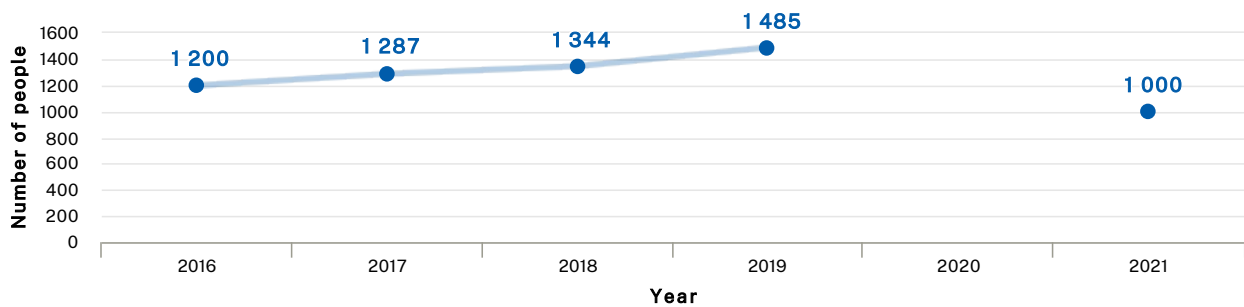


Church Attendance and Background



Attendance patterns

Estimated attendance



Attendance at this parish (including online)

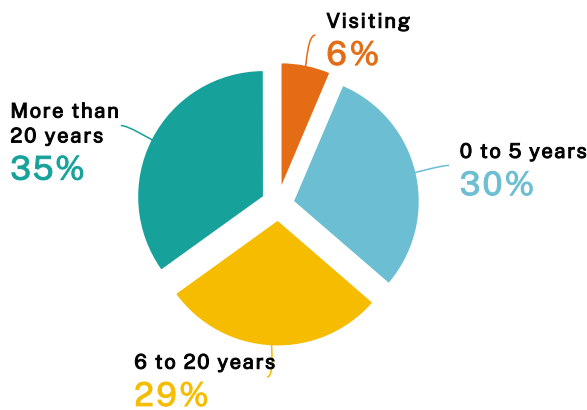
- 93%** are frequent attenders (monthly or more)
- 81%** attend weekly or more
- 64%** have attended this parish for more than five years

Attendance elsewhere (in person or online)*

- 42%** do not attend any other church
- 41%** attend elsewhere, in person
- 33%** attend elsewhere, via online services

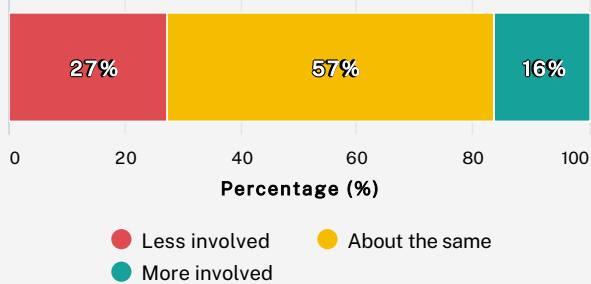
*Note: Attenders could choose more than one option

Length of time attending this parish



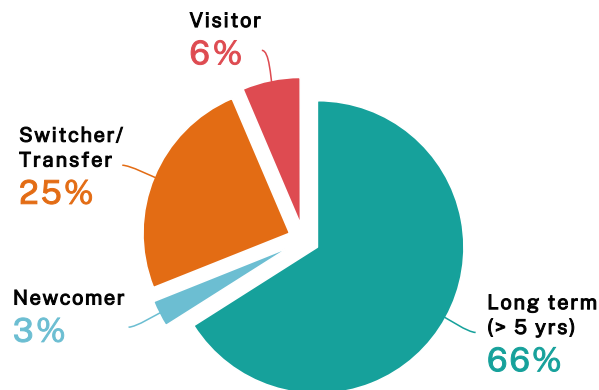
Impact of COVID-19

Current involvement compared to 2019 (before COVID-19)



Church background

- 30%** of attenders here are new arrivals to this local church in the past 5 years

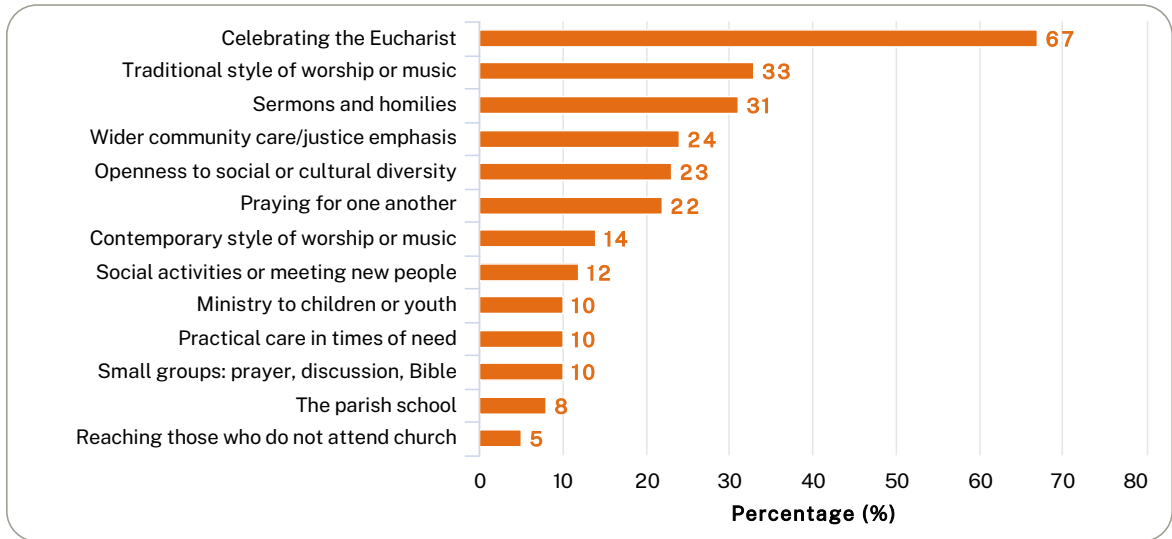


What People Value and Prioritise



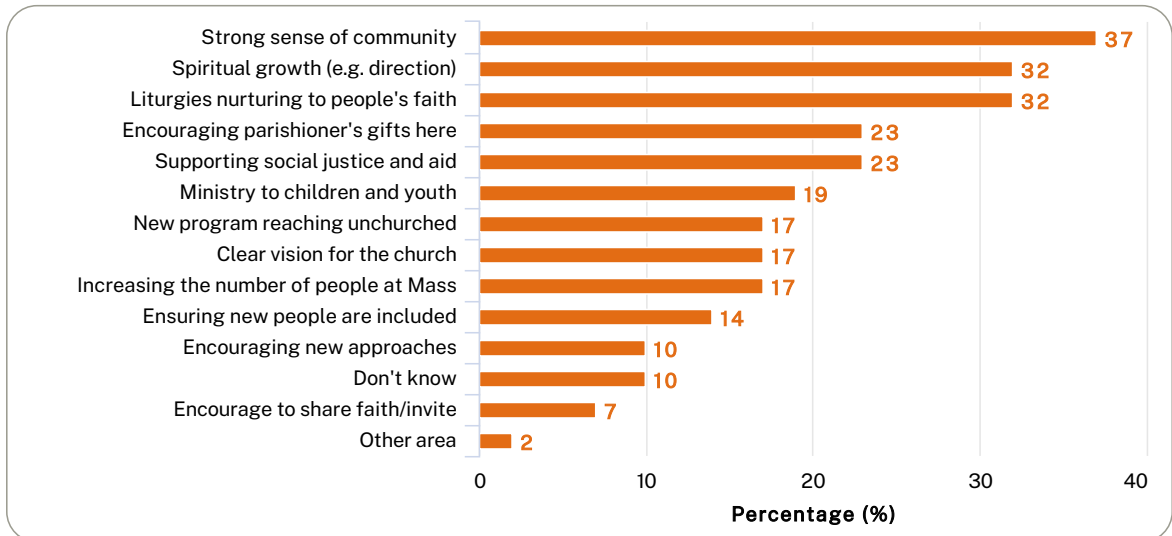
What people value about this church

Attendees of this parish most value 'Celebrating the Eucharist/receiving Holy Communion' and 'Traditional style of worship or music'.



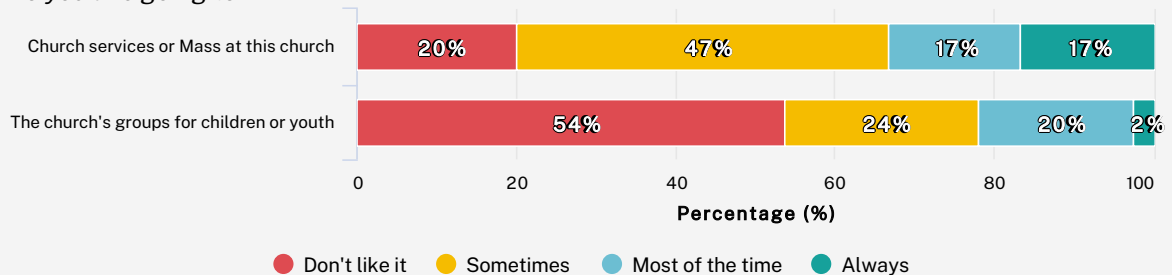
Future priorities

Over the next 12 months most attendees would like priority given to: 'Building a strong sense of community' and 'Spiritual growth (e.g. direction)'.



Children's views about church activities

Do you like going to...



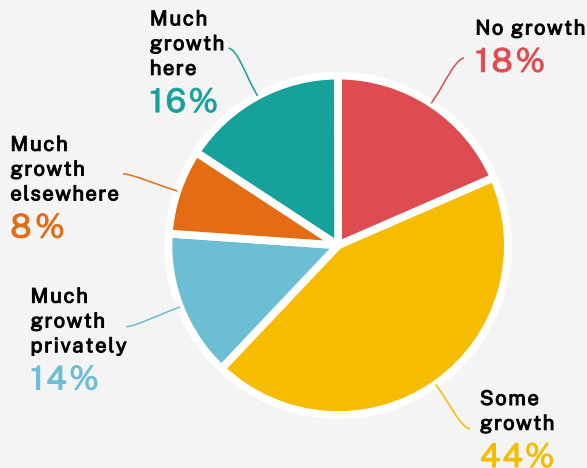


How People Relate to God

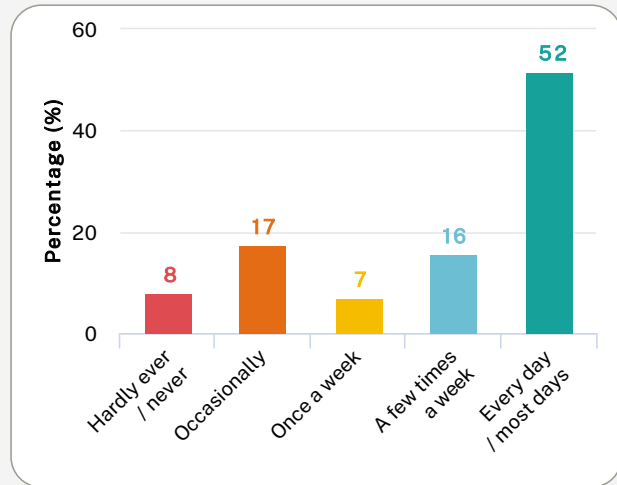


Personal faith

38% of attenders said that they had experienced much growth in faith in the previous 12 months



52% spend time in prayer, Bible reading, meditation everyday or most days



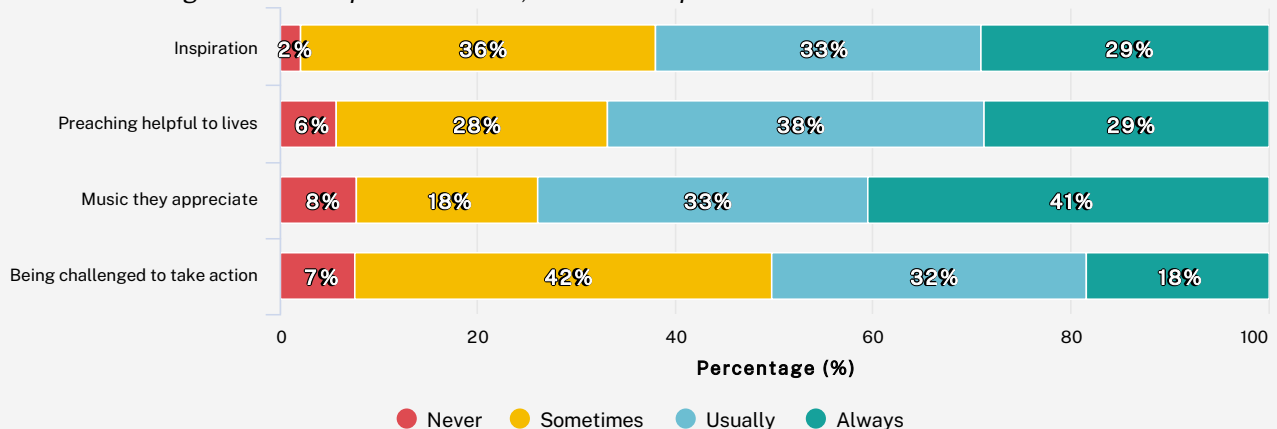
92% agree their faith influences decisions and actions in daily life

93% agree that 'my faith in God is an important part of who I am'



Mass/church worship services

During Mass/worship services here, attenders experience:



Children's views of God

78% agree 'God helps me lead a better life'

65% agree 'I know that Jesus is very close to me'

How People Relate to Each Other



Belonging and inclusion

- 28% always or mostly personally seek to make new arrivals welcome
- 18% are likely to follow up someone drifting away from church involvement

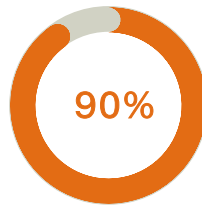
Belonging

Have a strong sense of belonging



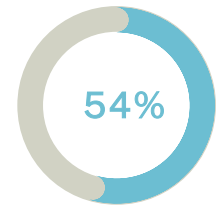
Inclusive

Agree this church is inclusive of different kinds of people



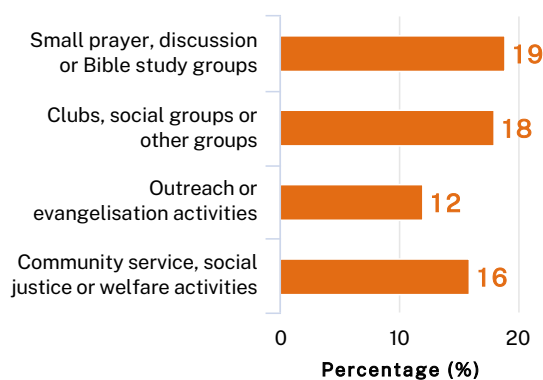
Friendly

Found it easy to make friends in this parish

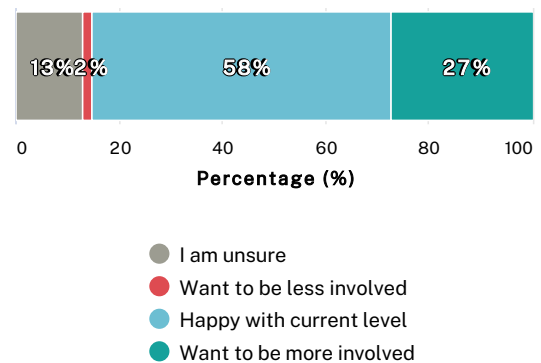


Involvement

Group involvement



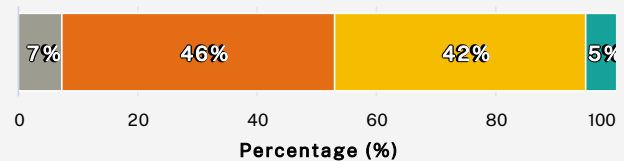
27% want to be more involved at this parish



Financial giving

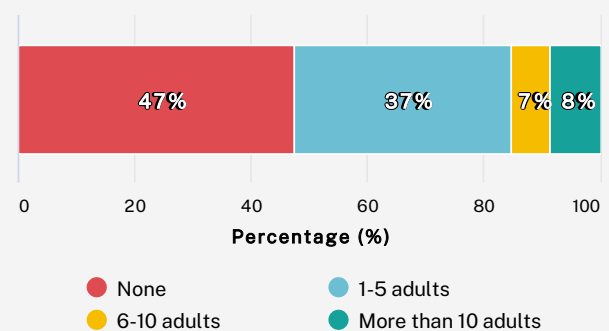
Patterns of giving to this parish (as a percent of net income).

- Do not contribute financially here
- Give a small amount when present
- Give less than 10%
- Give about 10% or more



Children's relationship with others

Number of adults at church not in their families that children feel they can talk to about normal everyday things





How People Relate to the Wider Community



Involvement in groups

- 33% of people participate in wider community groups
- 8% are very actively involved in online groups (e.g. social media, community groups)

Church-based activities

- 24% reach out to the wider community through activities of this parish
- 16% are part of community service activities
- 12% are part of evangelistic activities



Words and actions

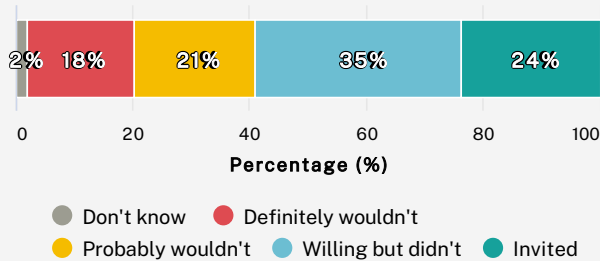
- 82% talk about matters of faith with other members of their household (9% live alone)
- 17% feel at ease talking about faith with others and look for opportunities to do so

Attendees have offered to help others in the past 12 months

Donated money to a charitable organisation	65%
Lent or gave money to someone outside your family	54%
Helped someone through a personal crisis (not sickness)	34%
Given some of your possessions to someone in need	31%
Cared for someone who was very sick	23%
Supported a campaign (online or other)	23%
Visited someone in hospital	17%
Contacted a parliamentarian/councillor on a public issue	16%
Attended a public meeting/march	8%
Tried to stop someone abusing alcohol or drugs	6%

Inviting others to church

- 24% invited friends and relatives to Mass or another church service in this last year



Acting for the environment

- 89% agree that Christians have a responsibility to actively care for the environment
- 16% are very active
- 35% are a little active
- 38% are currently not active



Children's acts of service & justice

Children at this parish often do the following:

- 5% talk to their school friends about God
- 10% help raise money for poor people
- 32% do things to help the environment



Vision, Innovation & Leadership Culture

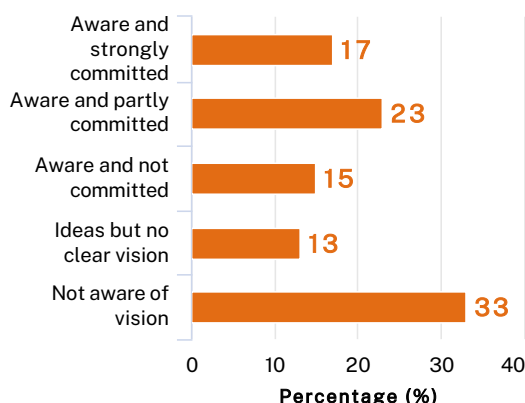


Vision and innovation

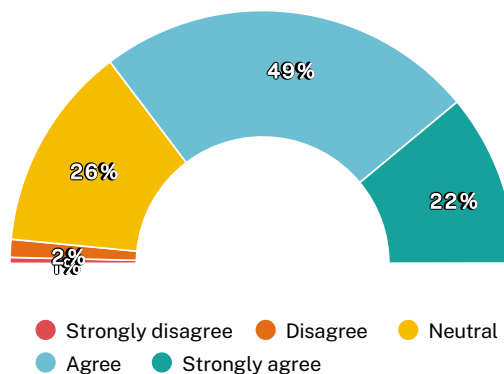
17% of people are both aware of and strongly committed to the vision and goals or directions for this parish

34% are fully confident that this parish can achieve the vision, goals or directions set

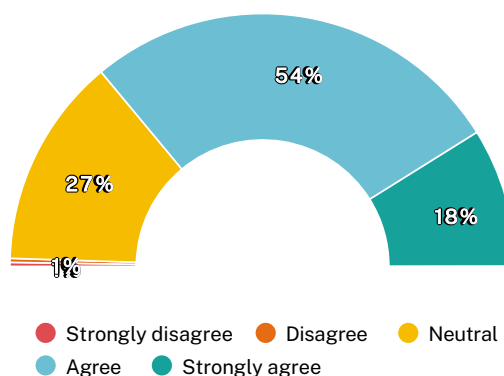
Vision



71% agree that this parish is always ready to try something new



72% agree that they would support the development of new initiatives in the ministry and mission of this parish



Leadership culture

74% agree that this parish has good and clear systems for how it operates

58% agree it is easy to get involved in ministry at this parish (e.g. join a roster, take on a role)

30% of attenders perform a leadership or ministry role

35% agree 'leaders encourage me to find and use my gifts and skills to great or some extent'

51% agree 'leaders here inspire me to action'



Role models for children

59% agree adults at church (including leaders) are good examples of people who follow Jesus

80% agree family members are good examples of people who follow Jesus