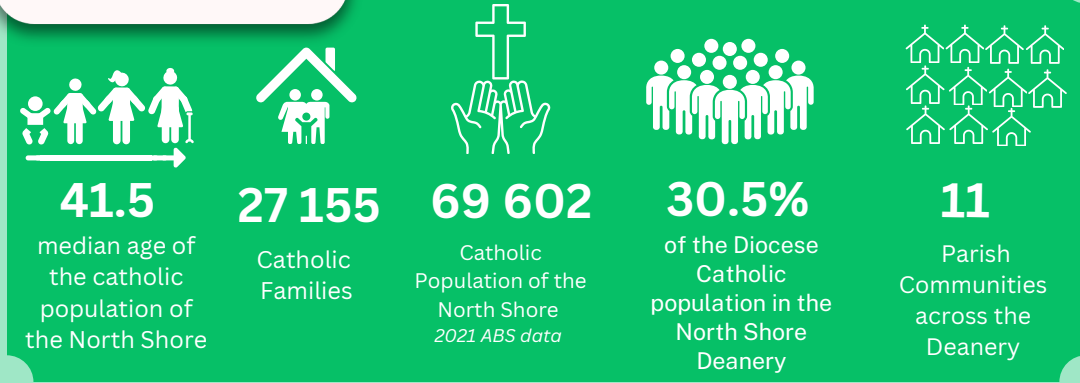


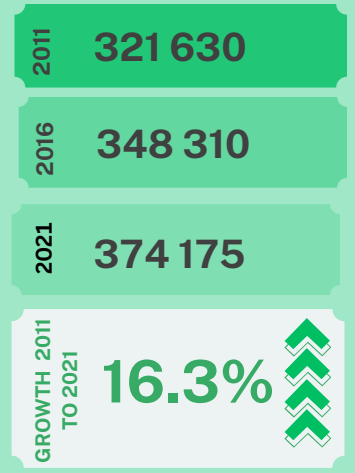
The data in the following graphs and tables have been derived by the NCPR of the Australian Catholic Bishops Conference from Census data obtained from the Australian Bureau of Statistics; Population and household forecasts 2021 to 2041 prepared by .iD Community August 2023, CSNSW Strategic Snapshot report and North Shore Council reports, the Domain Price House report 2023 . the Diocese of Broken Bay and CatholicCare.

North Shore at a glance!



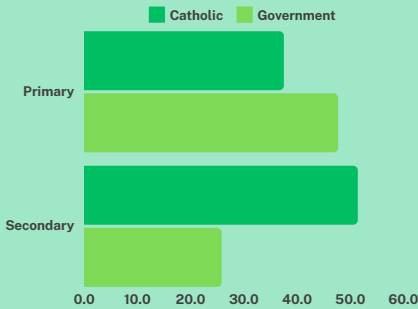
Population

Source : ABS 2021 Census data

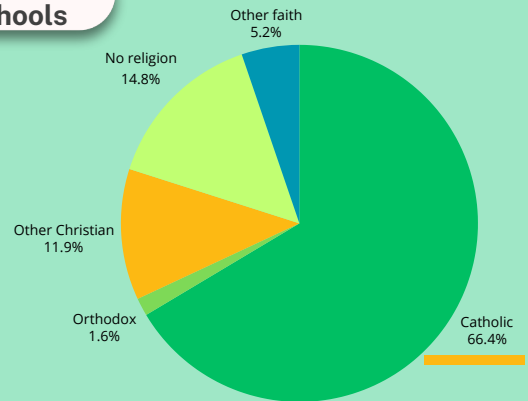


Schools Attended

Types of school being attended by Catholic students

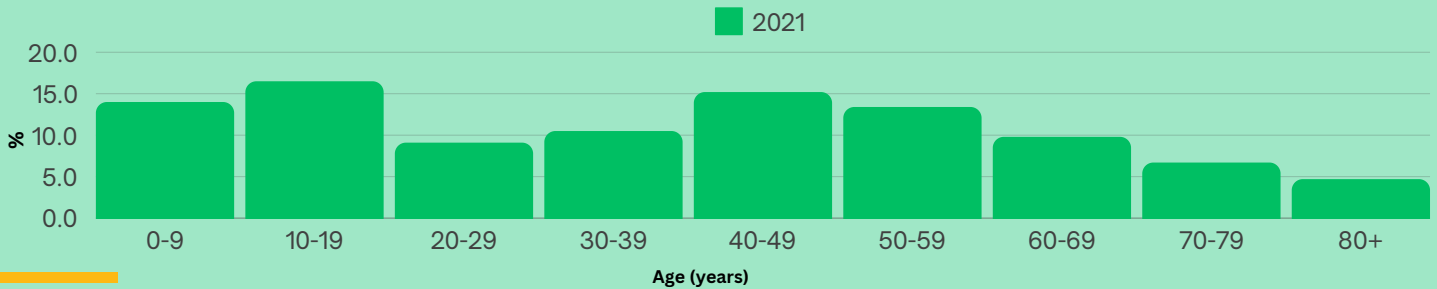


Religion of Students in Catholic Schools



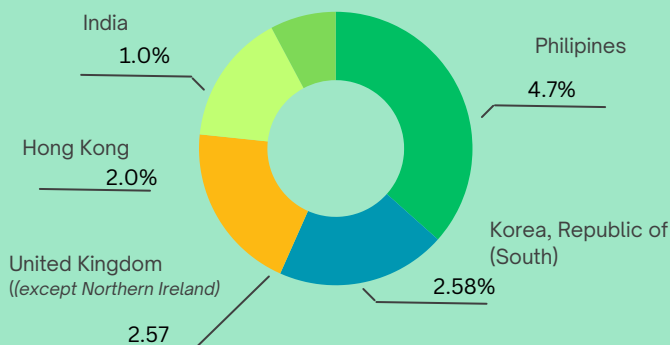
Age Profile

Age profile 2021




Birthplace

Top 5 birthplaces of Catholics born overseas.
% of all Catholics.



Recent Arrivals

Top 5 birthplaces with highest proportions of recent arrivals.
(% of all Catholics from that birthplace)

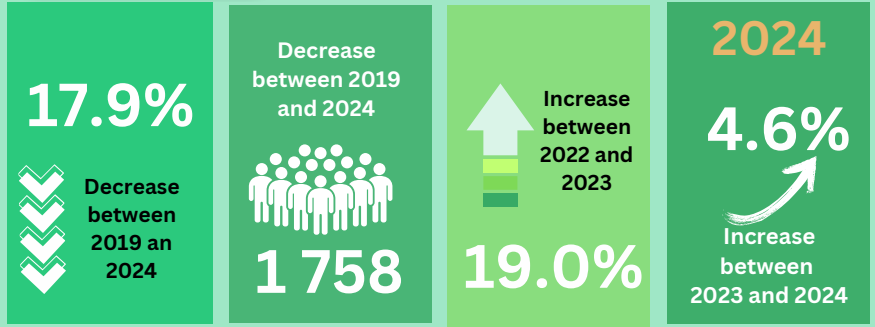


Language

Top 5 language other than English spoken at home.

	Total Number	% of Catholics
1 Chinese Languages	4012	5.8%
2 Filipino Languages	2664	3.8%
3 Korean	12334	3.4%
4 Italian	1589	2.3%
5 Spanish	1516	2.2%

Mass Attendance



Domestic + Family Violence

As reported by BOCSAR | NSW Bureau of Crime Statistics & Research



CatholicCare Women's Domestic Violence Court Advocacy Services reports



Children and Youth

As reported in the Mission Broken Bay 2023 Parish Survey results



Census to Mass attendance

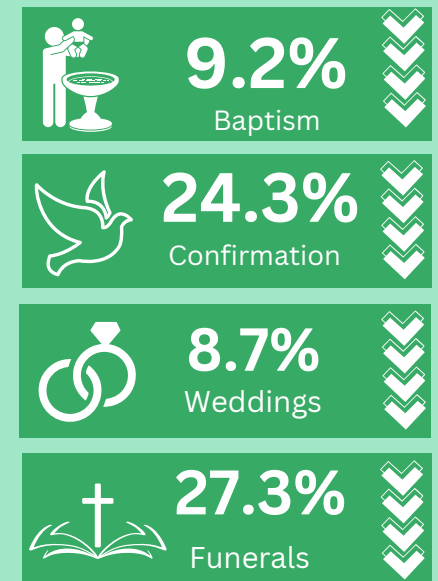
The table below compares census data to Mass attendance between the years 2011, 2016 and 2024.

**The 2024 'Catholic Population' figure is retrieved from the 2021 Census data in the Parish Social Profiles.
* 'Mass Attendance' data for 2024 retrieved from the 2024 Annual Diocesan Mass counts.

	2011	2016	2024
Catholic Population	63 037	73 137	** 69 602
Mass Attendance	12 178	11 702	* 8 078
% Mass Attendance	19.3%	16.0%	11.6%

Sacraments

The table below summarises Deanery sacramental data and compares between the years 2016 and 2023



Median House Price

As reported in the Sydney Morning Herald Domain Price House Report, Dec quarter 2023

